

The 100.

Market Updates for 100 Twin Cities Communities

A free research tool from the North Metro REALTORS® Association

Brought to you by the unique data-sharing traditions of the REALTOR® community



North Metro REALTORS® Association

Little Canada

Ramsey County, MN

July

Year to Date

	2007	2008	Change	2007	2008	Change
New Listings	16	17	+ 6.3%	132	106	- 19.7%
Closed Sales	7	6	- 14.3%	52	29	- 44.2%
Average Sales Price	\$253,021	\$211,376	- 16.5%	\$230,835	\$210,187	- 8.9%
Percent of Original List Price Received at Sale*	93.8%	92.0%	- 1.9%	95.1%	89.3%	- 6.1%
Average Days on Market Until Sale**	144	132	- 8.2%	171	176	+ 2.9%
Single-Family Detached Inventory	33	32	- 3.0%	--	--	--
Townhouse-Condo Inventory	32	36	+ 12.5%	--	--	--

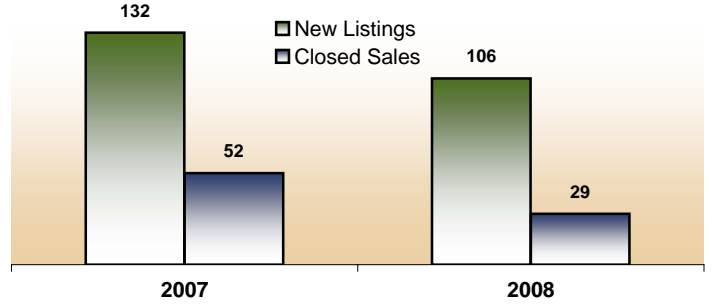
*Does not account for list prices from any previous listing contracts

**City market time figures were first available in August 2006, accounts for previous listing contracts

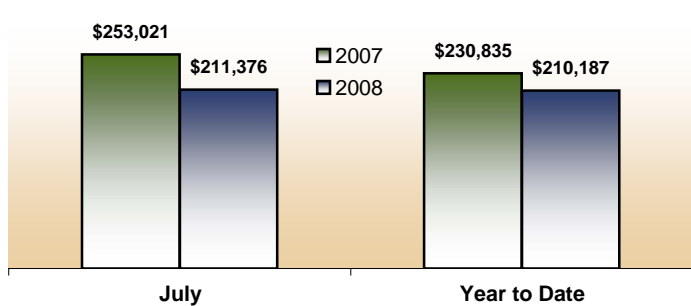
Activity—Most Recent Month



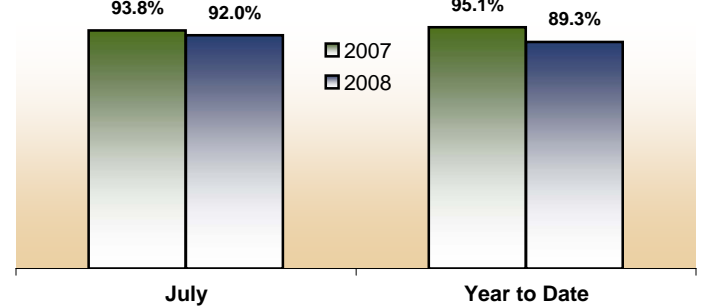
Activity—Year to Date



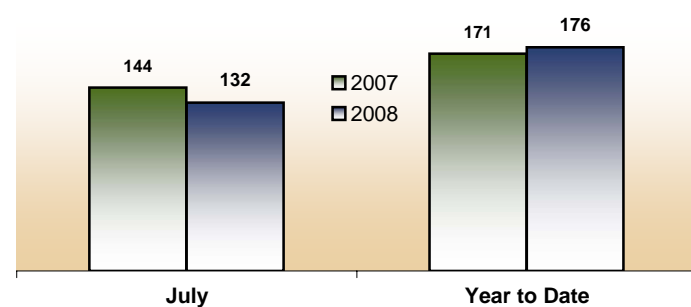
Average Sales Price



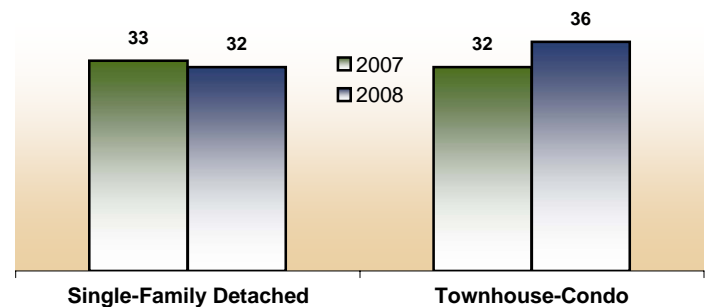
Ratio of Sales Price to Original List Price



Average Days on Market Until Sale



Inventory of Homes for Sale



Some of the figures referenced in this report are for only one month worth of activity. As such, they can sometimes look extreme due to the small sample size involved. For broader historical market information, please feel free to contact us.