

# The 100.

Market Updates for 100 Twin Cities Communities

A free research tool from the North Metro REALTORS® Association

Brought to you by the unique data-sharing traditions of the REALTOR® community



North Metro REALTORS® Association

## Forest Lake

Washington County, MN

### July

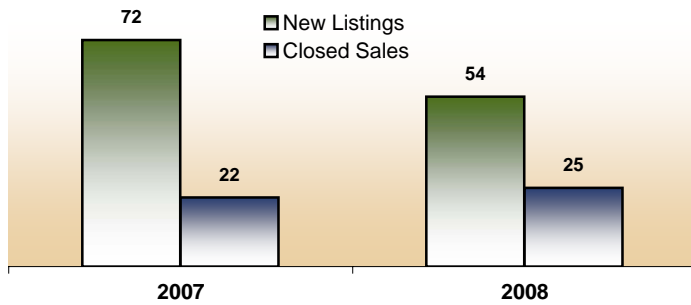
### Year to Date

	2007	2008	Change	2007	2008	Change
New Listings	72	54	- 25.0%	587	386	- 34.2%
Closed Sales	22	25	+ 13.6%	137	115	- 16.1%
Average Sales Price	\$234,714	\$207,545	- 11.6%	\$264,669	\$232,389	- 12.2%
Percent of Original List Price Received at Sale*	95.1%	93.6%	- 1.6%	96.2%	91.3%	- 5.1%
Average Days on Market Until Sale**	148	174	+ 17.3%	161	190	+ 17.8%
Single-Family Detached Inventory	206	171	- 17.0%	--	--	--
Townhouse-Condo Inventory	107	83	- 22.4%	--	--	--

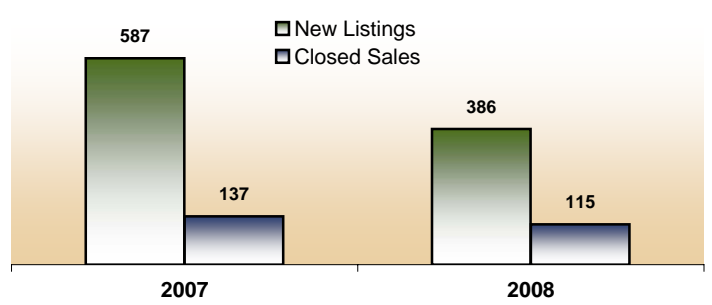
\*Does not account for list prices from any previous listing contracts

\*\*City market time figures were first available in August 2006, accounts for previous listing contracts

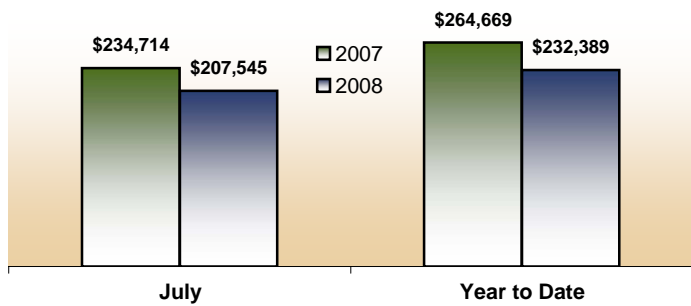
#### Activity—Most Recent Month



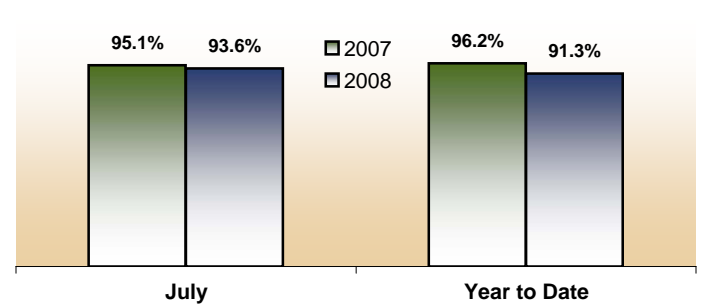
#### Activity—Year to Date



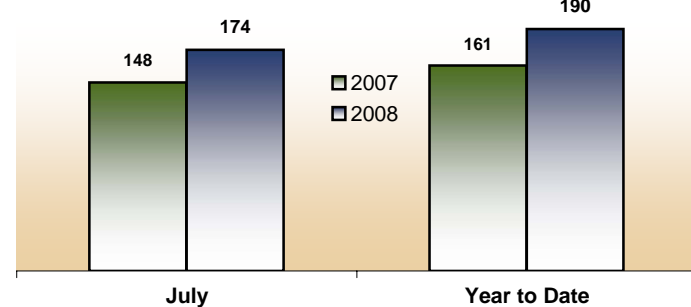
#### Average Sales Price



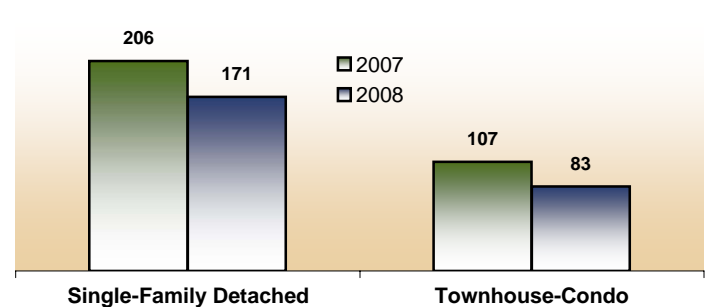
#### Ratio of Sales Price to Original List Price



#### Average Days on Market Until Sale



#### Inventory of Homes for Sale



Some of the figures referenced in this report are for only one month worth of activity. As such, they can sometimes look extreme due to the small sample size involved. For broader historical market information, please feel free to contact us.